

LED Specification of CS

(KX-UDS/UDT series)

No. 45-002

September 20 , 2012

Ver.1.1

Panasonic Corporation

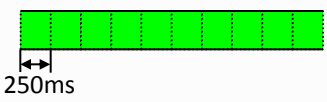

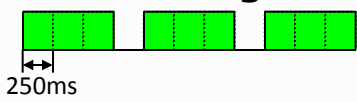

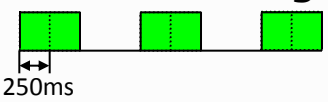
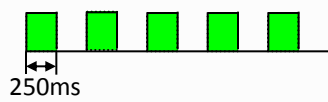






Abstract about this document

This document describes about the specification of CS's LED indication.

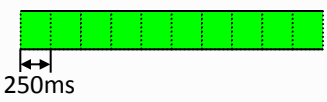
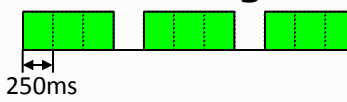
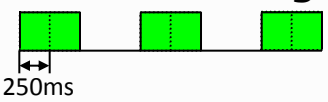
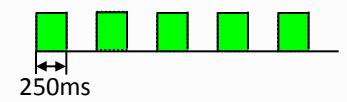










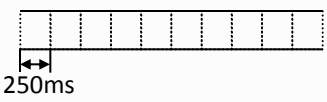




Revision history

Date	Version	Revision	Firmware version
Aug 31, 2012	Ver. 1.0	Initial Release	All versions
Sep 20, 2012	Ver. 1.1	Revised page 3	All versions

Site survey --- Tree Survey

Timing Color	ON	Flashing	Slow Flashing	Moderate Flashing
Green	 <p>Complete CS registration (receiving signal from master)</p> 	 <p>The site survey signal being received is <u>good</u></p> 		
Amber		<p>The site survey signal being received is <u>not good</u></p> 		
Red		<ul style="list-style-type: none"> -The site survey signal has been <u>lost</u> -During CS registration 	<ul style="list-style-type: none"> -No site survey signal (after receiving IP address) -Complete CS registration (receiving signal from slave) 	<p>No site survey signal (before receiving IP address)</p> 
Alternative			<p>Site Survey Master mode</p>  	

General Operation (after Tree Survey)

Timing Color	ON 	Flashing 	Slow Flashing 	Moderate Flashing 
Green	Stand-by (no active calls) 		Talk (active calls) 	Busy*1 
Amber	Stand-by (unstable synchronization [no active calls]) 		Talk (unstable synchronization [active calls]) 	Busy*1 (unstable synchronization) 
Red	Fault 		Out of Service/Starting up (data link establishment ⇒ air synchronization) 	-Starting up (power on ⇒ data link establishment) -IP address / Registration failure 
Alternative	OFF Power Off / SIP-CS Software downloading  		PreProvisioning(option 66) configuration file is downloaded  	During recognized the reset button is pressed and released at startup   IP address of CS is set to 192.168.0.241